

DF005M THRU DF10M

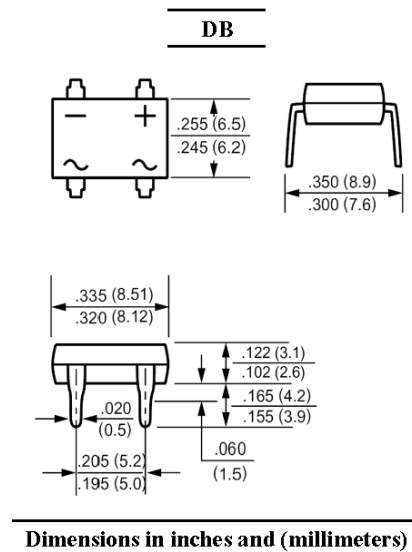
MINIATURE GLASS PASSIVATED SINGLE-PHASE-BRIDGE RECTIFIERS

Features

- Plastic package used has Underwriters Laboratory Flammability Classification 94V-0
- Glass passivated chip junctions
- Surge overload rating of 50 Amperes peak
- Ideal for printed circuit boards
- High temperature soldering guaranteed:
260 °C/10 seconds at 5 lbs. (2.3Kg) tension

Mechanical Data

- Case: Molded plastic body over passivated junctions
- Terminals: Plated lead solderable per MIL-STD-750, Method 2026
- Polarity: Polarity symbols marked on body
- Mounting Position: Any



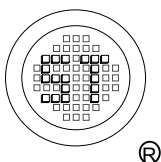
Absolute Maximum Ratings and Characteristics

Ratings at 25 °C ambient temperature unless otherwise specified.

Parameter	Symbols	DF 005M	DF 01M	DF 02M	DF 04M	DF 06M	DF 08M	DF 10M	Unit
Maximum Repetitive Peak Reverse Voltage	V_{RRM}	50	100	200	400	600	800	1000	V
Maximum RMS Voltage	V_{RMS}	35	70	140	280	420	560	700	V
Maximum DC Blocking Voltage	V_{DC}	50	100	200	400	600	800	1000	V
Maximum Average Forward Output Rectified Current at $T_A = 40\text{ }^{\circ}\text{C}^{(2)}$	$I_{F(AV)}$	1							A
Peak Forward Surge Current Single Sine-wave Superimposed on Rated Load (JEDEC Method)	I_{FSM}	50							A
Maximum Forward Voltage Drop Per Leg at 1 A	V_F	1.1							V
Maximum Reverse Current $T_A = 25\text{ }^{\circ}\text{C}$ at Rated DC Blocking Voltage Per Leg $T_A = 125\text{ }^{\circ}\text{C}$	I_R	5 500							μA
Rating for Fusing ($t < 8.35\text{ ms}$)	I^2t	10							A^2sec
Typical Junction Capacitance Per Leg ⁽¹⁾	C_J	25							pF
Typical Thermal Resistance Per Leg ⁽²⁾	$R_{\theta JA}$ $R_{\theta JL}$	40 15							$^{\circ}\text{C/W}$
Operating junction and storage temperature range	T_J, T_S	-55 to +150							$^{\circ}\text{C}$


⁽¹⁾ Measured at 1MHz and applied reverse voltage of 4 Volts

⁽²⁾ Thermal resistance from junction to ambient and from junction to lead mounted on P.C.B. with 0.5 X 0.5" (13 X 13 mm) copper pads.



SEMTECH ELECTRONICS LTD.

(Subsidiary of Semtech International Holdings Limited, a company
listed on the Hong Kong Stock Exchange, Stock Code: 724)



Dated : 25/04/2006 H

FIG.1-DERATING CURVE OUTPUT RECTIFIED CURRENT

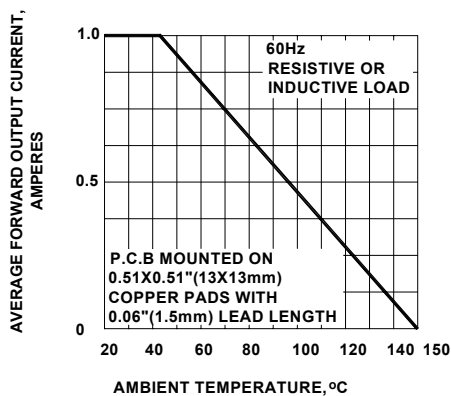


FIG.2-MAXIMUM NON-REPETITIVE PEAK FORWARD SURGE CURRENT PER LEG

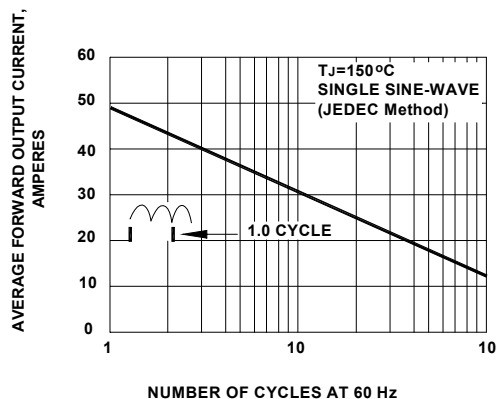


FIG.3-TYPICAL FORWARD CHARACTERISTICS PER LEG

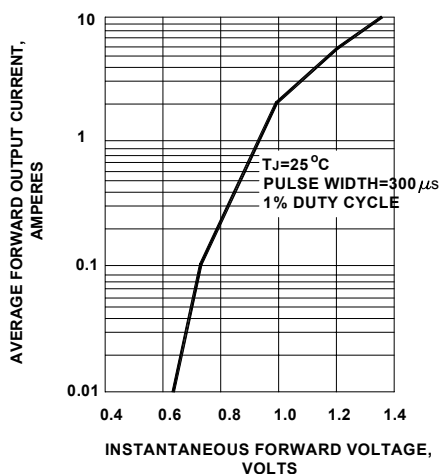


FIG.4-TYPICAL REVERSE LEAKAGE CHARACTERISTICS PER LEG

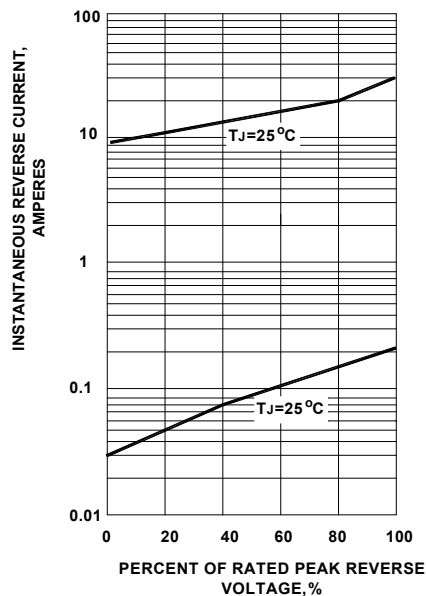


FIG.5-TYPICAL JUNCTION CAPACITANCE PER LEG

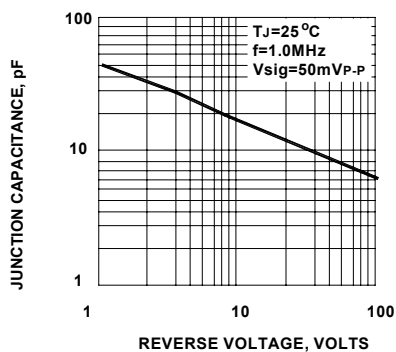
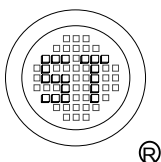
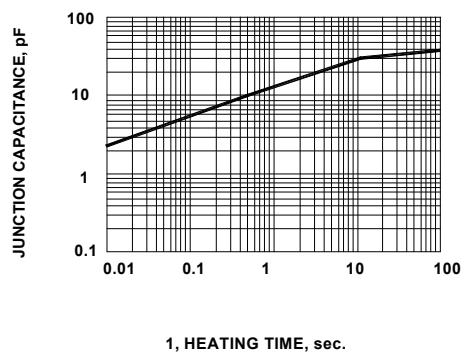



FIG.6-TYPICAL TRANSIENT THERMAL IMPEDANCE



SEMTECH ELECTRONICS LTD.

(Subsidiary of Semtech International Holdings Limited, a company listed on the Hong Kong Stock Exchange, Stock Code: 724)



ISO/TS 16949 : 2002
Certificate No. 05103

ISO 14001:2004
Certificate No. 7116

ISO 9001:2000
Certificate No. 0506098

Dated : 25/04/2006 H