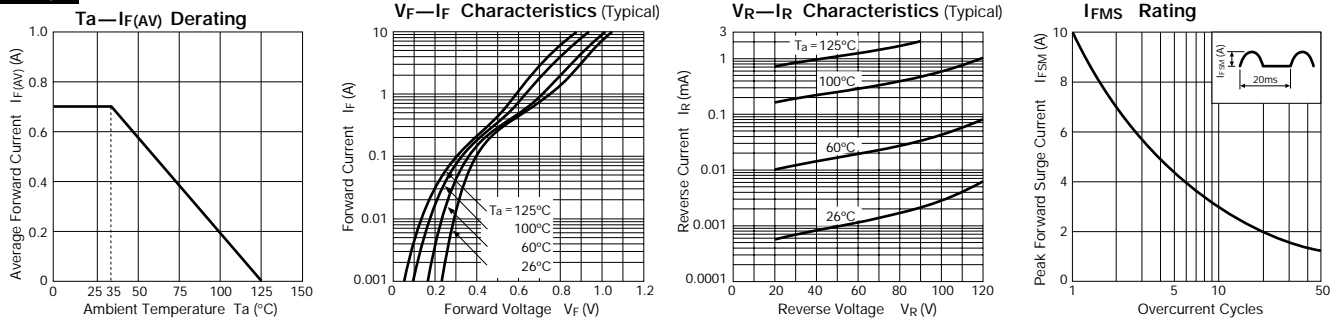


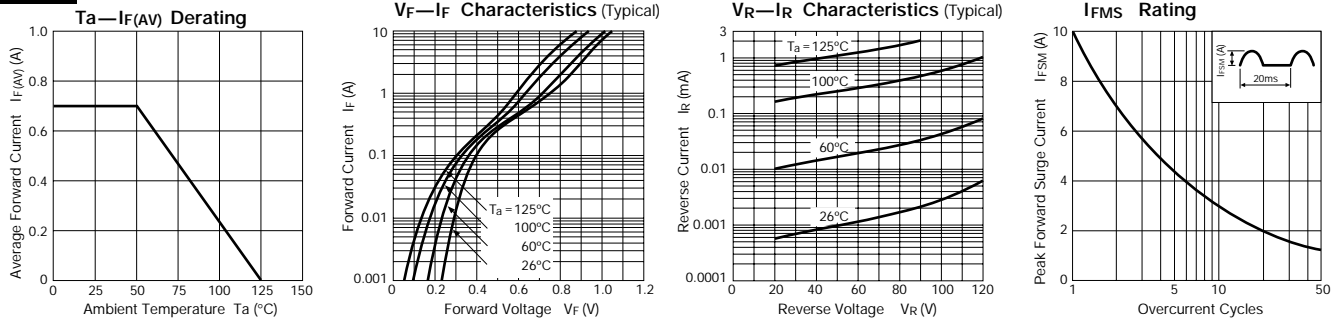
Schottky Barrier Diodes 90V

Parameter Type No.	Absolute Maximum Ratings					Electrical Characteristics (Ta=25°C)						Others		
	V _{RM} (V)	I _F (AV) (A)	I _{FSM} (A)	T _J (°C)	T _{stg} (°C)	V _F (V)		I _R (mA)	I _R (H) (mA)	t _{rr} (ns)		R _{th} (j-ℓ) (°C/W)	Mass (g)	Fig.
			50Hz Half-cycle Sinewave Single Shot							I _F (A)	V _R = V _{RM} max			
AK 09	90	0.7	10	-40 to +150	0.81	0.7	1.0	5	100	100/100	22.0	0.13	Ⓐ	
EK 09											20.0		0.3	Ⓑ
EK 19											17.0			Ⓒ
RK 19		1.5	40			1.5	2.0	10			15.0	0.45	Ⓓ	
RK 39											12.0		0.6	Ⓔ
RK 49											8.0		1.2	Ⓕ

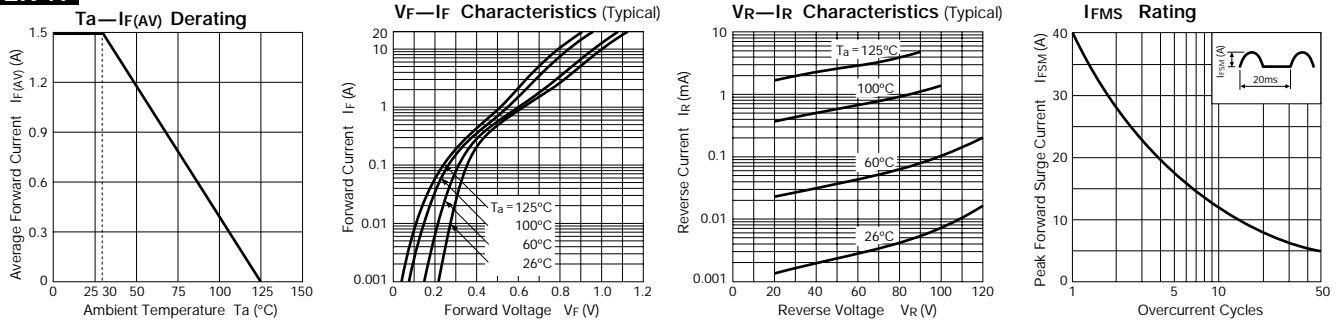
AK 09



EK 09



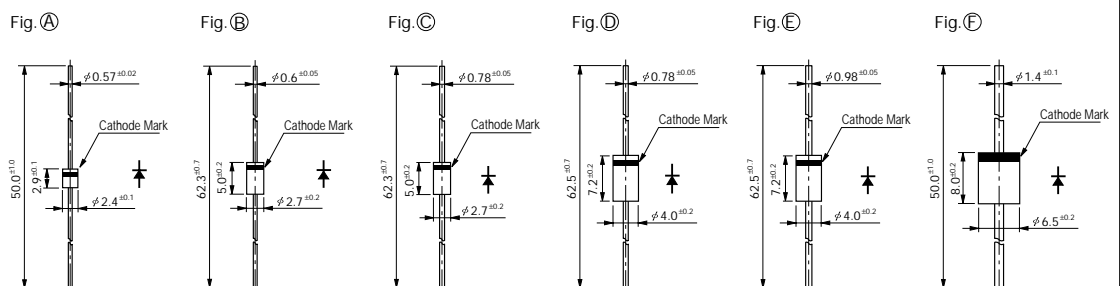
EK 19

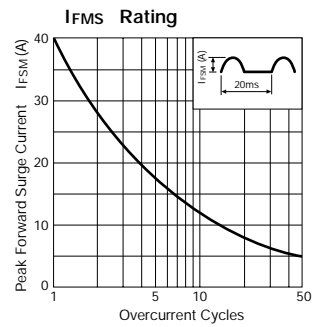
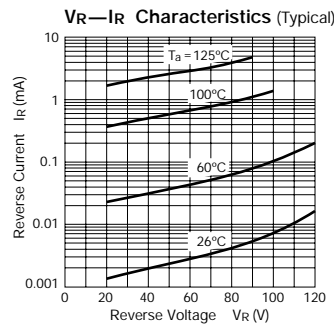
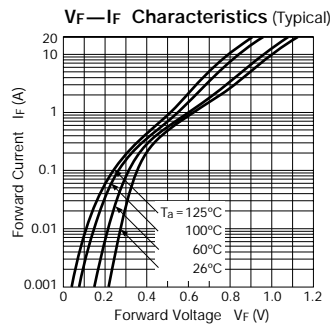
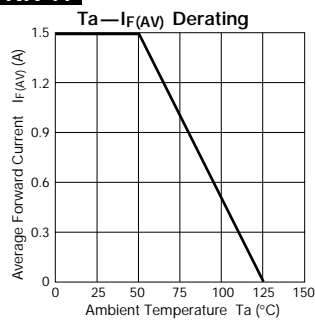
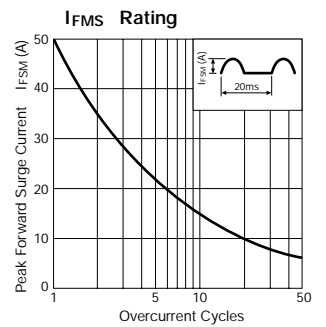
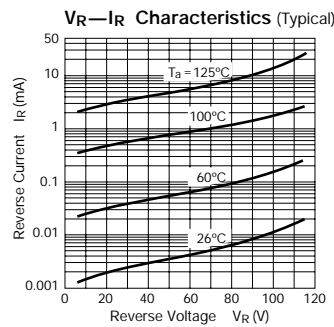
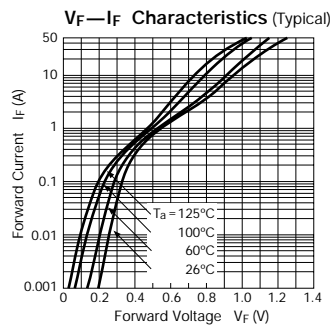
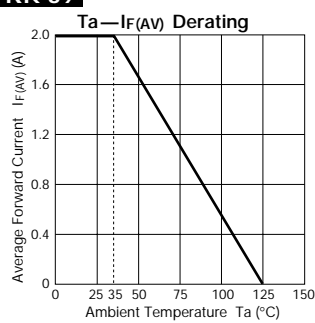


External Dimensions

(Unit: mm)

Flammability:
UL94V-0 or Equivalent



RK 19**RK 39****RK 49**