



Micro Commercial Components
21201 Itasca Street Chatsworth
CA 91311
Phone: (818) 701-4933
Fax: (818) 701-4939

MBRF1020CT THRU MBRF10100CT

Features

- Low Power Loss
- High Efficiency
- Low Forward Voltage , High Current Capability
- High surge capacity
- Case : ITO-220AB Full Molded Plastic Package

Maximum Ratings

- Operating Junction Temperature: -50°C to +150°C
- Storage Temperature: -50°C to +150°C

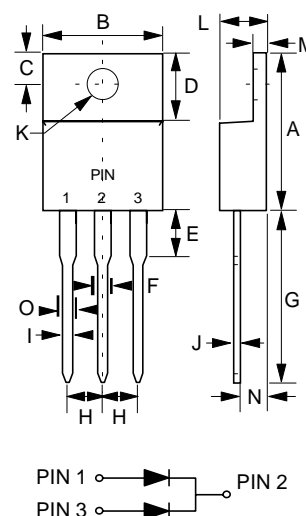
MCC Catalog Number	Device Marking	Maximum Recurrent Peak Reverse Voltage	Maximum RMS Voltage	Maximum DC Blocking Voltage
MBRF1020CT	F1020CT	20V	14V	20V
MBRF1030CT	F1030CT	30V	21V	30V
MBRF1040CT	F1040CT	40V	28V	40V
MBRF1045CT	F1045CT	45V	31.5V	45V
MBRF1050CT	F1050CT	50V	35V	50V
MBRF1060CT	F1060CT	60V	42V	60V
MBRF1080CT	F1080CT	80V	56V	80V
MBRF10100CT	F10100CT	100V	70V	100V

Electrical Characteristics @ 25°C Unless Otherwise Specified

Average Forward Current	$I_{F(AV)}$	10 A	$T_C = 100^\circ\text{C}$
Peak Forward Surge Current	I_{FSM}	150A	8.3ms, half sine
Maximum Instantaneous Forward Voltage 1020CT-1045CT 1050CT-1060CT 1080CT-10100CT	V_F	.55V .75V .85V	$T_J = 25^\circ\text{C}$ $I_{FM} = 5A;$
Maximum DC Reverse Current At Rated DC Blocking Voltage	I_R	0.5mA 50mA	$T_C = 25^\circ\text{C}$ $T_C = 100^\circ\text{C}$

10 Amp Schottky Barrier Rectifier 20 to 100 Volts

ITO-220AB



DIM	INCHES		MM		NOTE
	MIN	MAX	MIN	MAX	
A	.583	.606	14.80	15.40	
B	---	.406	---	10.30	
C	.100	.112	2.55	2.85	
D	.248	.272	6.30	6.90	
E	---	.161	---	4.10	
F	---	.071	---	1.80	
G	.512	.543	13.00	13.80	
H	---	.100	---	2.55	
I	---	.035	---	0.90	
J	---	.032	---	0.80	
K	.118	.134	3.00	3.40	Ø
L	---	.189	---	4.80	
M	---	.130	---	3.30	
N	.098	.114	2.50	2.90	
O	---	.055	---	1.40	

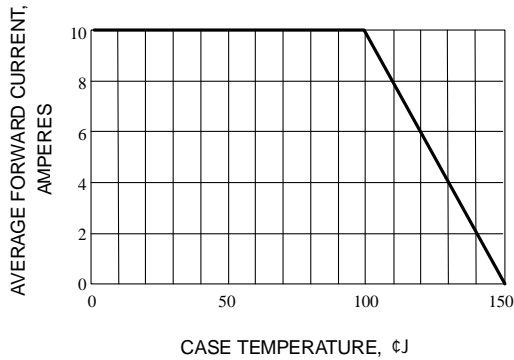


Fig. 1-FORWARD CURRENT DERATING CURVE

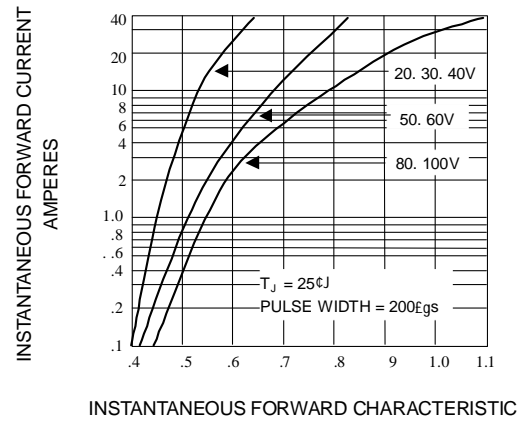


Fig. 2-TYPICAL INSTANTANEOUS FORWARD CHARACTERISTIC

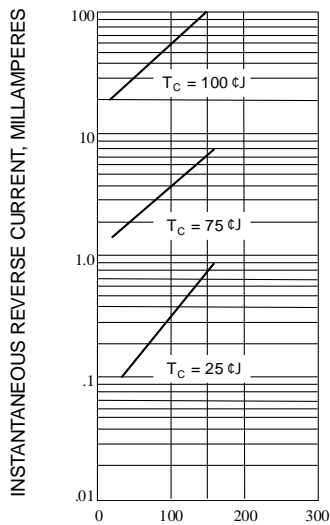


Fig. 3-TYPICAL REVERSE CHARACTERISTICS

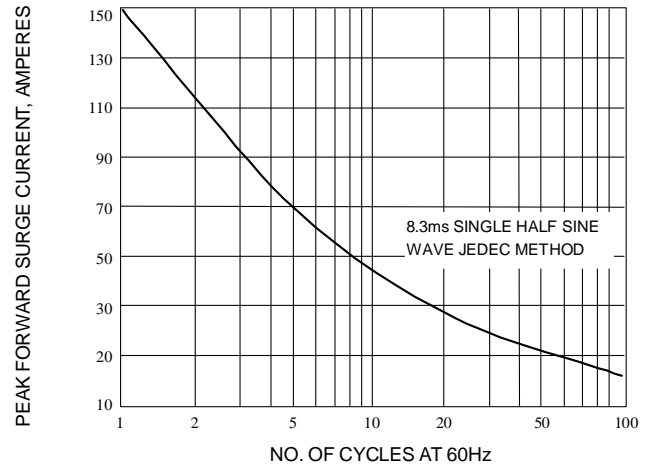


Fig. 4-MAXIMUM NON-REPETITIVE SURGE CURRENT

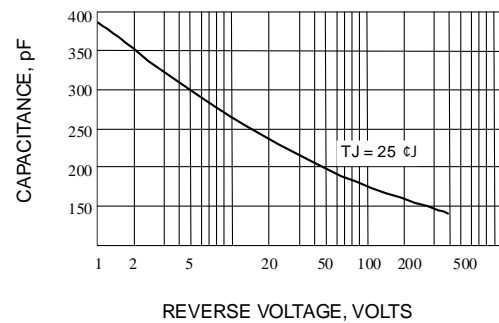


Fig. 5-TYPICAL JUNCTION CAPACITANCE