

2SA984,
984K
2SC2274,
2274K



2003A

PNP/NPN Epitaxial Planar
Silicon Transistors

T-29-21

Low-Frequency Power Amp Applications

©465F

Features

- High breakdown voltage ($V_{CE0} \geq 50/80V$).
- High current ($I_C = 500mA$).
- Low saturation voltage.

(): 2SA984,984K

Absolute Maximum Ratings at $T_a = 25^\circ C$

	A984,C2274	A984K,C2274K	unit
Collector to Base Voltage V_{CB0}	(-) 60	(-) 100	V
Collector to Emitter Voltage V_{CE0}	(-) 50	(-) 80	V
Emitter to Base Voltage V_{EB0}		(-) 5	V
Collector Current I_C	(-) 500		mA
Peak Collector Current i_{cp}	(-) 800		mA
Collector Dissipation P_C		600	mW
Junction Temperature T_j		150	$^\circ C$
Storage Temperature T_{stg}	-55 to +150		$^\circ C$

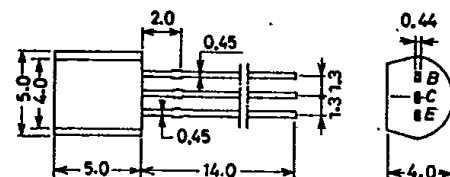
Electrical characteristics at $T_a = 25^\circ C$

		min	typ	max	unit
Collector Cutoff Current I_{CBO}	$V_{CB} = (-) 40V, I_E = 0$			(-) 1.0	μA
Emitter Cutoff Current I_{EBO}	$V_{EB} = (-) 4V, I_C = 0$			(-) 1.0	μA
DC Current Gain $h_{FE}(1)$	$V_{CE} = (-) 5V, I_C = (-) 50mA$	60*		320*	
	$h_{FE}(2) V_{CE} = (-) 5V, I_C = (-) 400mA$ (pulse)	35			
Gain-Bandwidth Product f_T	$V_{CE} = (-) 10V, I_C = (-) 10mA$		120		MHz
Output Capacitance C_{ob}	$V_{CB} = (-) 10V, f = 1MHz$		(9)		pF
			5		pF
C-E Saturation Voltage $V_{CE(sat)}$	$I_C = (-) 400mA, I_B = (-) 40mA$		(-) 0.25	(-) 0.6	V
B-E Saturation Voltage $V_{BE(sat)}$	" "		0.2	0.6	V
C-B Breakdown Voltage $V_{(BR)CBO}$	$I_C = (-) 10\mu A, I_E = 0$			(-) 0.9	(-) 1.2 V
C-E Breakdown Voltage $V_{(BR)CEO}$	$I_C = (-) 1mA, R_{BE} = \infty$				V
E-B Breakdown Voltage $V_{(BR)EBO}$	$I_E = (-) 10\mu A, I_C = 0$			(-) 5	V

* The 2SA984,K, 2SC2274,K are classified by 50mA h_{FE} as follows.

60	D	120	100	E	200	160	F	320
----	---	-----	-----	---	-----	-----	---	-----

Case Outline 2003A (unit:mm)



JEDEC: TO-92

EIAJ: SC-43

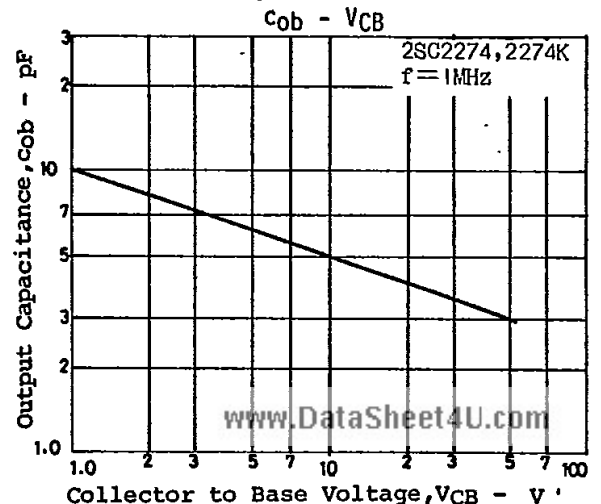
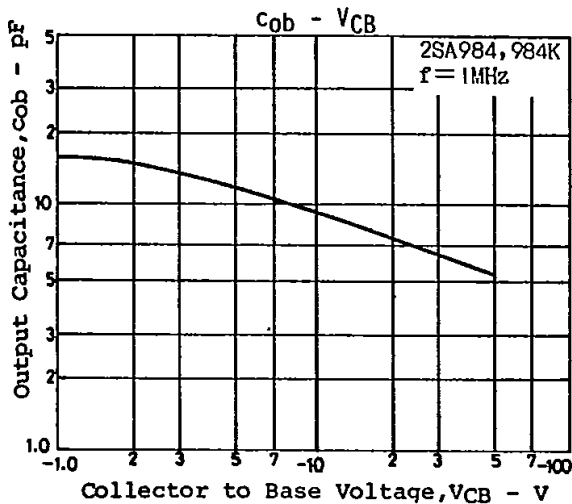
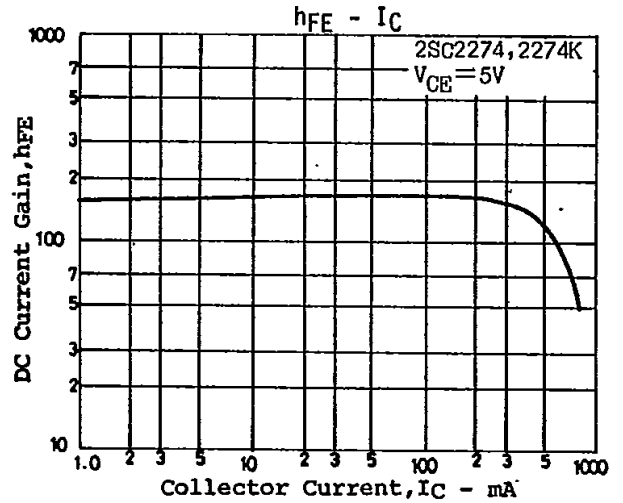
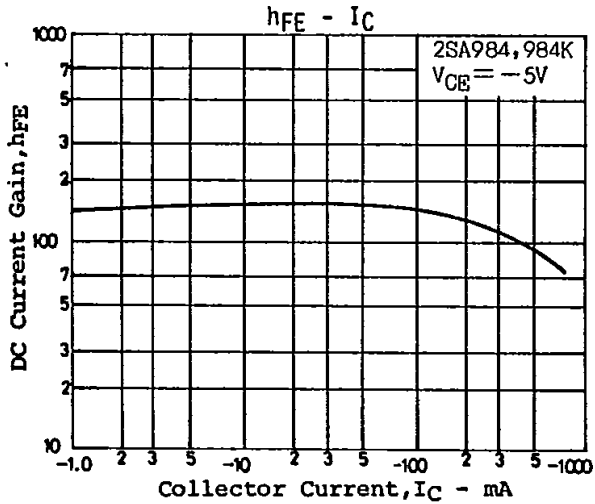
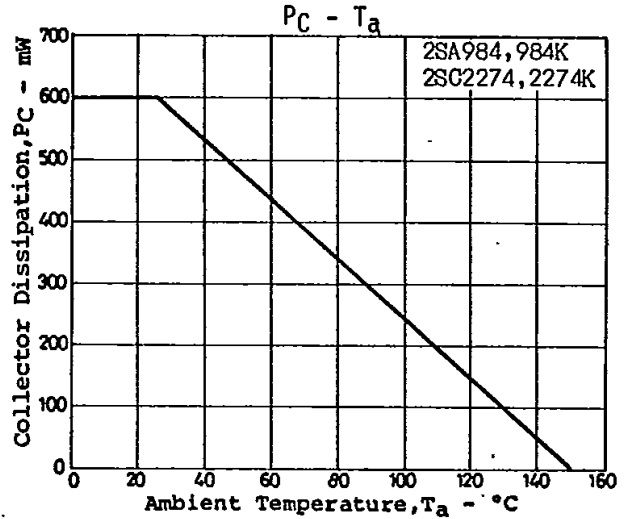
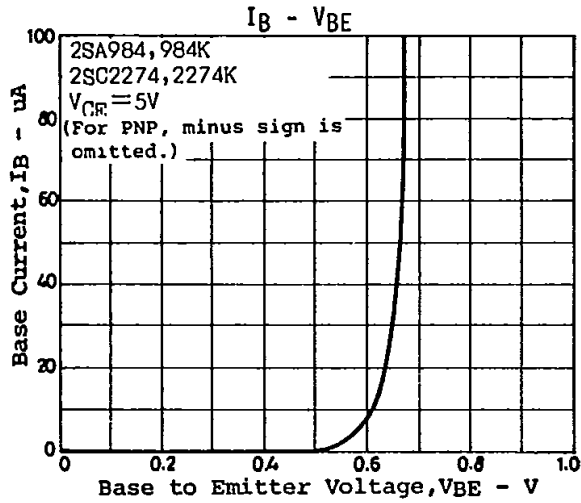
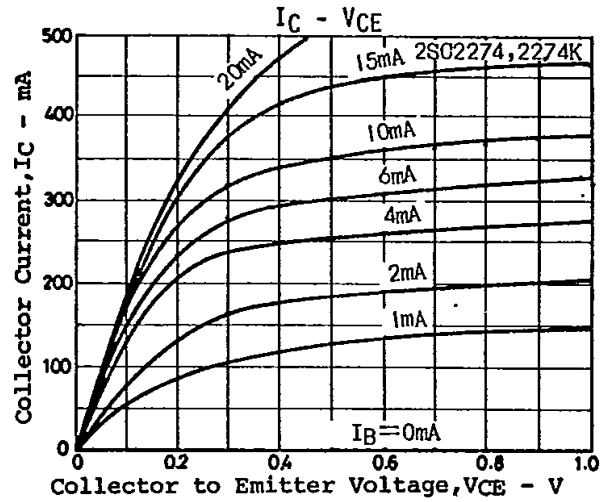
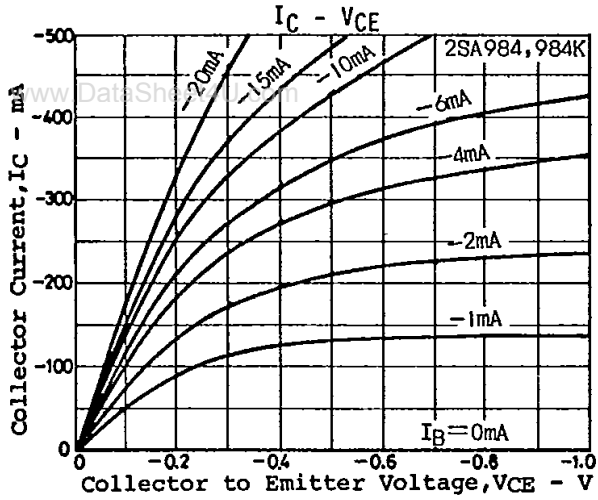
SANYO: NP

B: Base

C: Collector

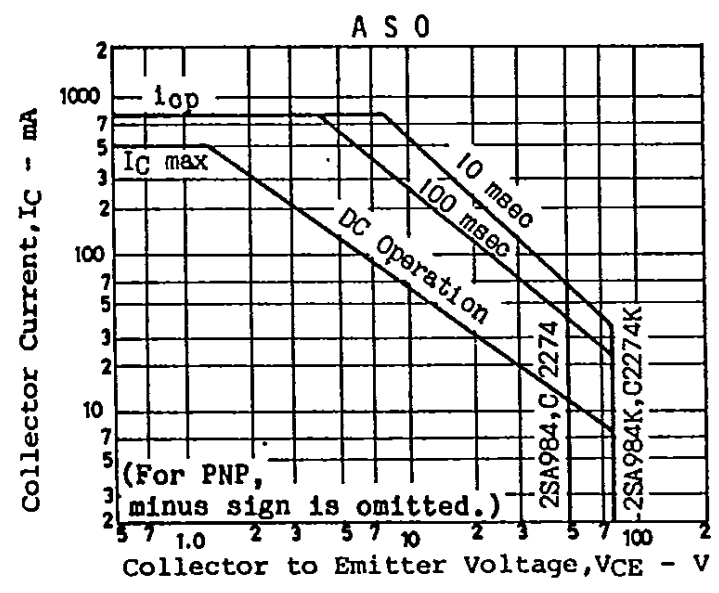
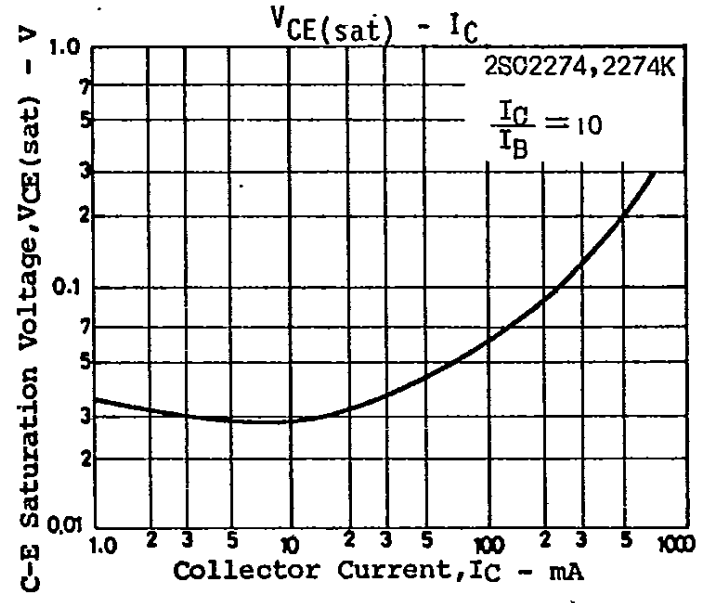
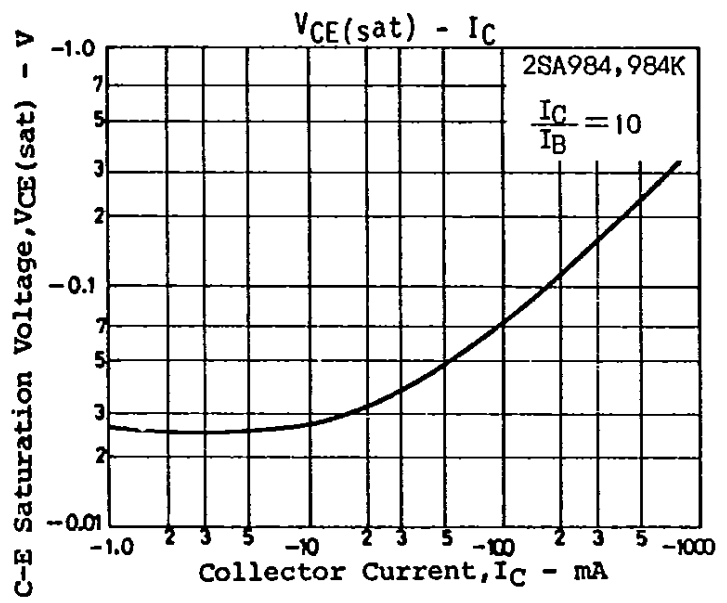
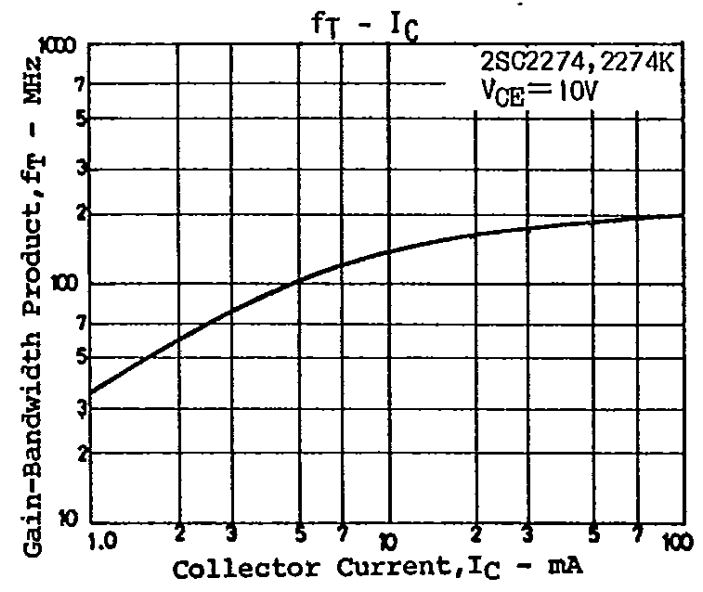
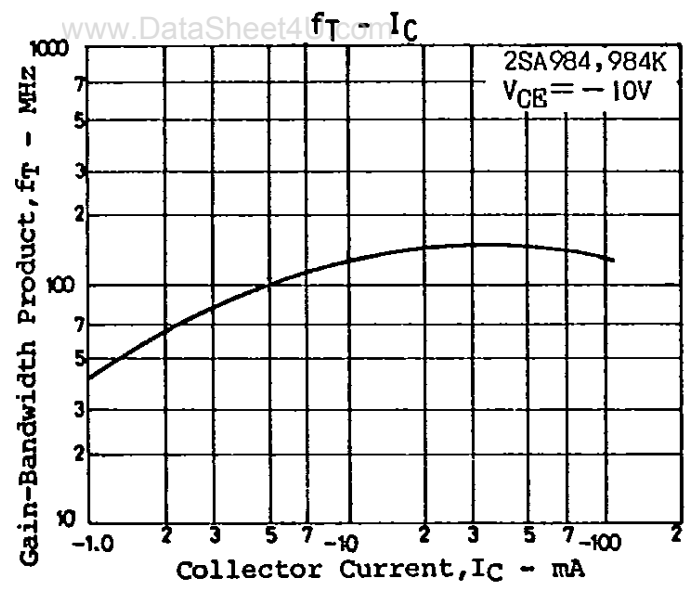
E: Emitter

The 2SC2274K is scheduled to be discontinued soon. Use the 2SC3708, instead of the 2SC2274K, in new applications where you are planning to use the 2SC2274K.



2SA984, 984K/2SC2274, 2274K

T-29-21

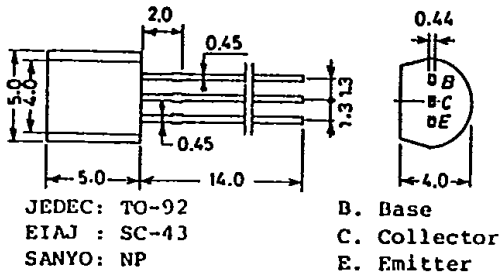


CASE OUTLINES OF LEAD FORMED SMALL SIGNAL TRANSISTORS

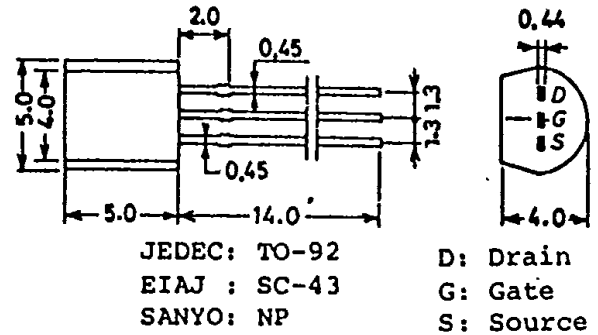
www.DataSheet4U.com

- All of Sanyo lead formed small signal transistor case outlines are illustrated below.
- All dimensions are in mm, and dimensions which are not followed by min. or max. are represented by typical values.
- No marking is indicated.

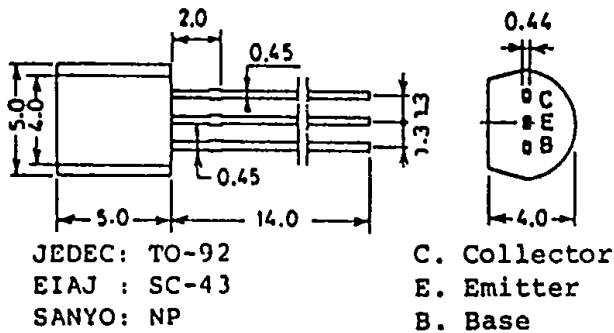
Case Outline-[2003A] unit: mm



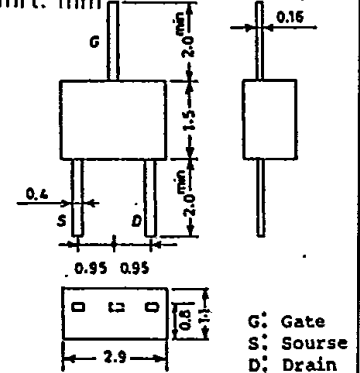
Case Outline-[2019A] unit: mm



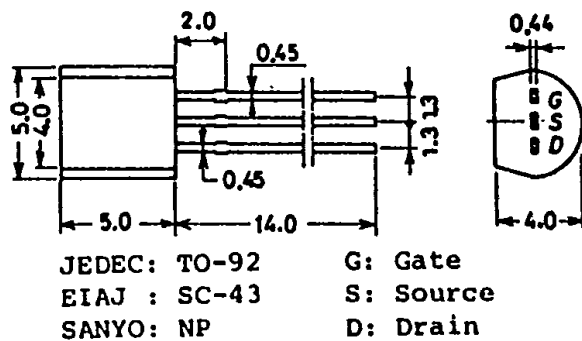
Case Outline-[2004A] unit: mm



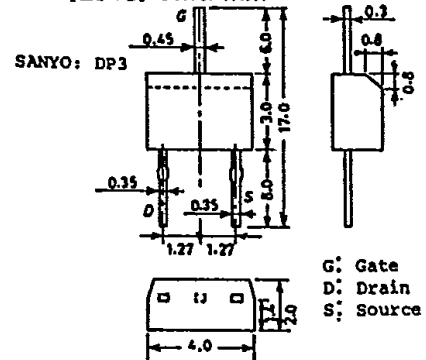
Case Outline-[2025] unit: mm



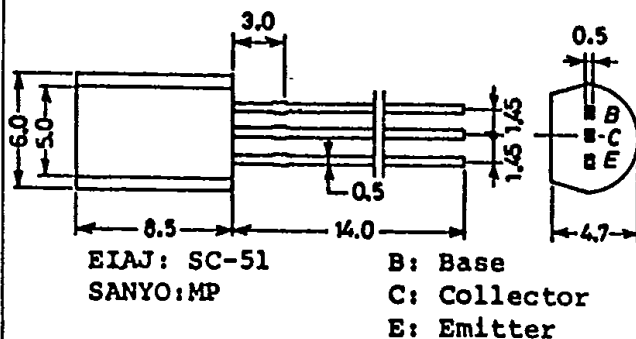
Case Outline-[2005A] unit: mm



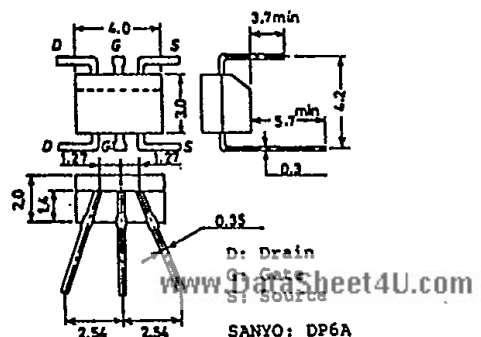
Case Outline-[2026] unit: mm



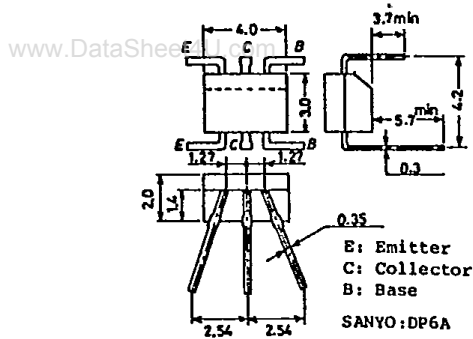
Case Outline-[2006A] unit: mm



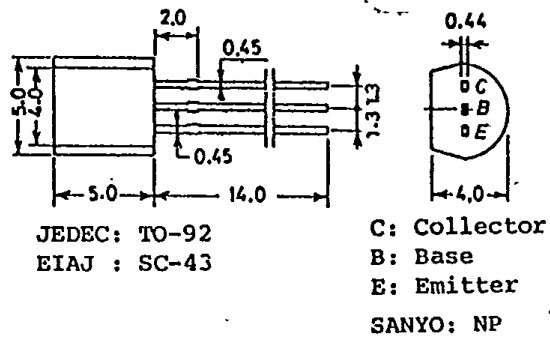
Case Outline-[2027A] unit: mm



Case Outline-[2029A] unit: mm

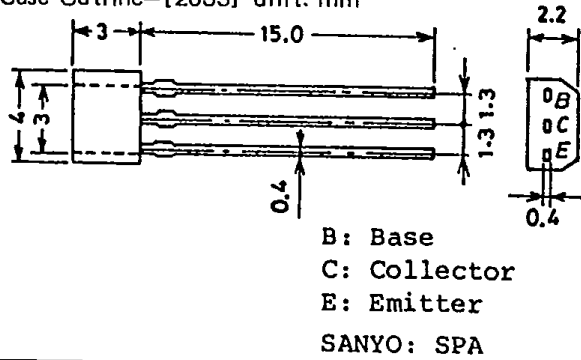


Case Outline-[2061] unit: mm

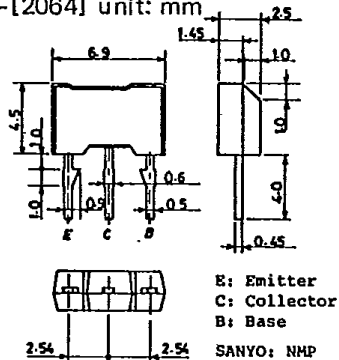


T-91-20

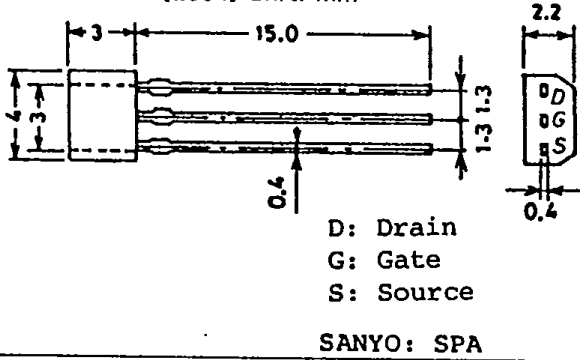
Case Outline-[2033] unit: mm



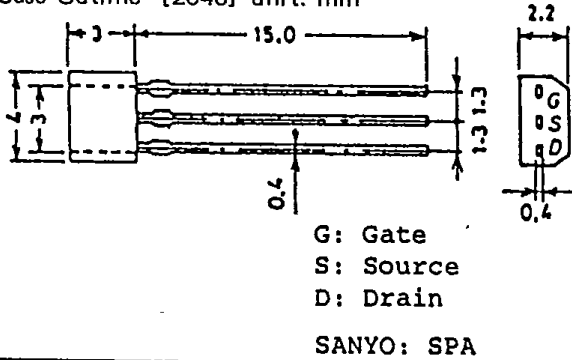
Case Outline-[2064] unit: mm



Case Outline-[2034] unit: mm



Case Outline-[2040] unit: mm



Case Outline-[2051] unit: mm

